

Making the Business Case for Health Reform

Missouri Foundation for Health

August 27, 2009

James Kimmey, MD

Ryan Barker

Thomas McAuliffe

Sign Up for Our Email Bulletins:

Enter Email Address

GO

Quality, affordable health coverage for every Missourian

latest news

New York Times: Policy experts call fear of medical rationing unfounded

Los Angeles Times: The cost of health care reform

Wall Street Journal: Keeping kids insured

Los Angeles Times: Health care insurers get upper hand

Springfield News-Leader: Medicaid expansion lost in debate

Wall Street Journal: New splits emerge in health plan talks

USA Today: Health insurance debate turns to issue of co-ops

NPR: 46 million uninsured: A look behind the number

Los Angeles Times: Health care co-ops emerging as viable alternative

Wall Street Journal: New Rx for health plan: Split bill

[More news](#)

Frequently Asked Questions about U.S. Health System Reform

follow us on twitter



Should we fear #healthcare rationing due to #healthreform? Policy experts weigh in -- <http://s7y.us/14sd> about 6 hours ago

get involved

The Facts

Learn more about the uninsured and proposed policy solutions.

Cover Missouri Bulletins

Read about new developments in health care coverage.

Community Input

Provide comments, thoughts, and suggestions for meaningful change.

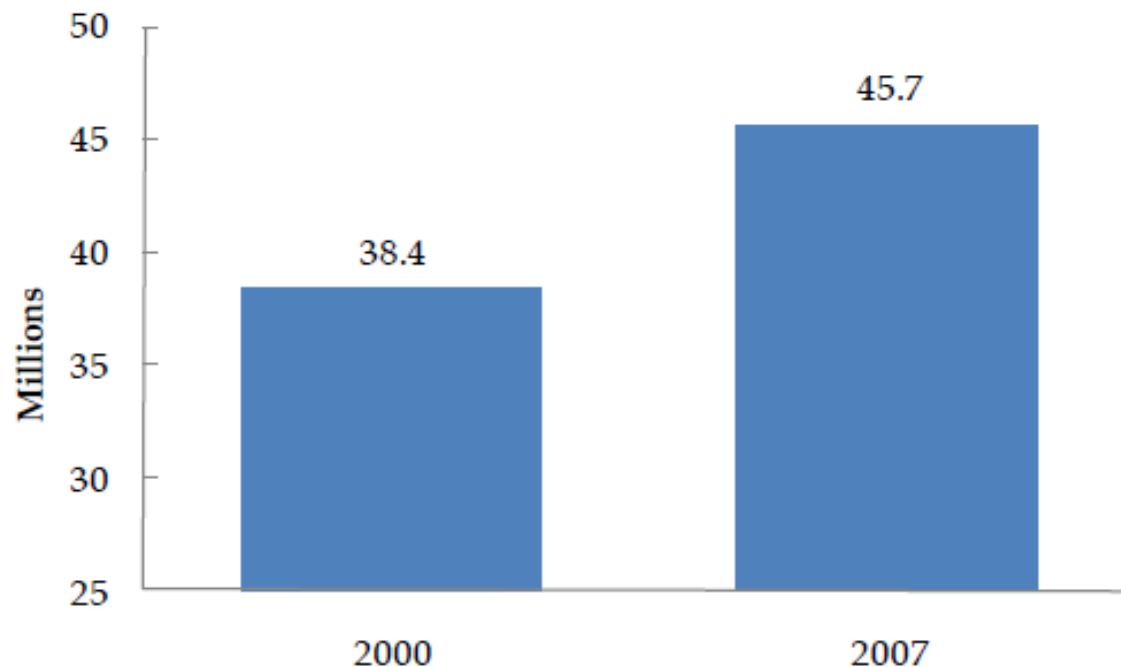


1 OUT OF 8
Missourians are Uninsured

LEARN MORE

The Number of Uninsured Has Increased By 7.2 Million Since 2000

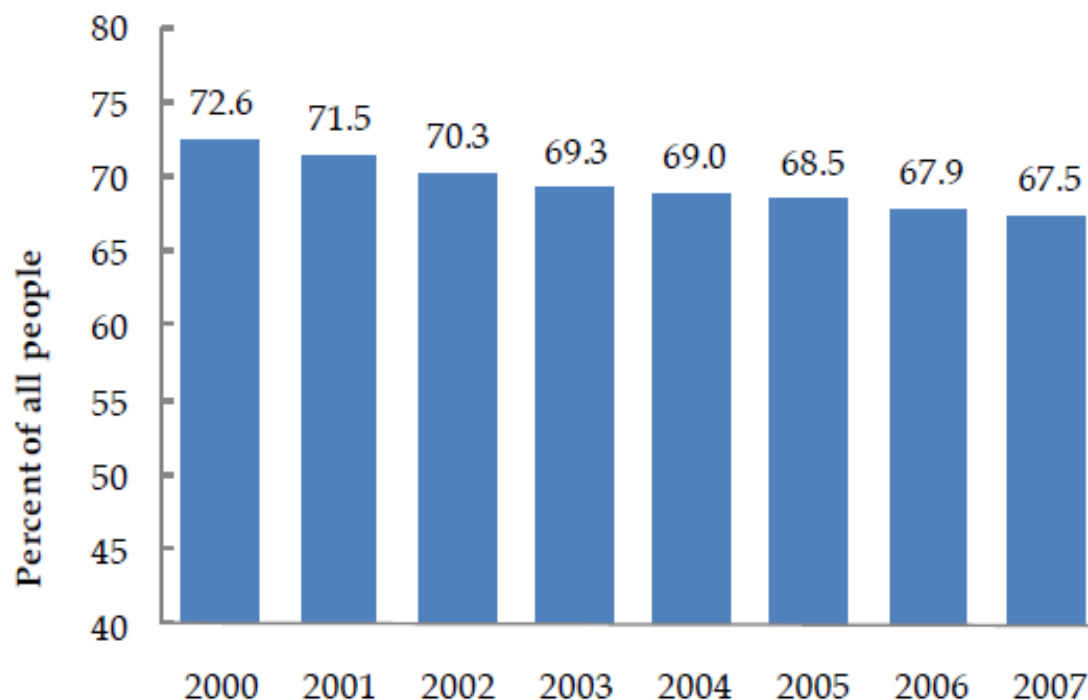
Number of people not covered by health insurance, 2000-2007



Source: Bureau of the Census, U.S. Department of Commerce.

A Declining Percentage of People Have Private Health Insurance

Percentage of population with private health insurance, 2000-2007

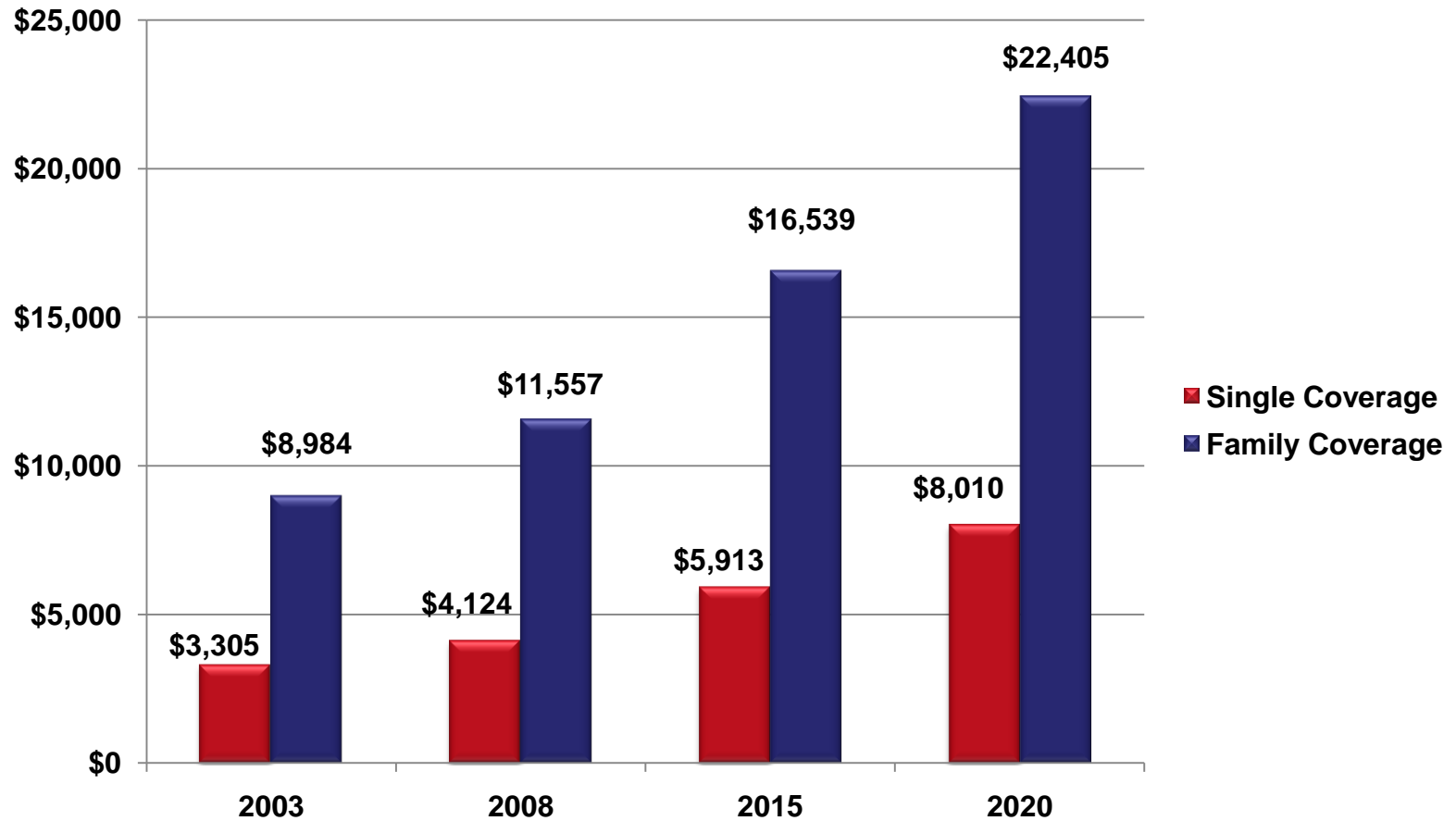


Source: Bureau of the Census, U.S. Department of Commerce.

In Missouri...

- From 2000 to 2007, employer-based insurance decreased from 69% to 61%
- In 2006...
 - 55% of employers offered health coverage
 - And only 42% of small employers
- 72% of the uninsured in family with at least one full-time worker

Premiums for Single and Family Coverage in Missouri



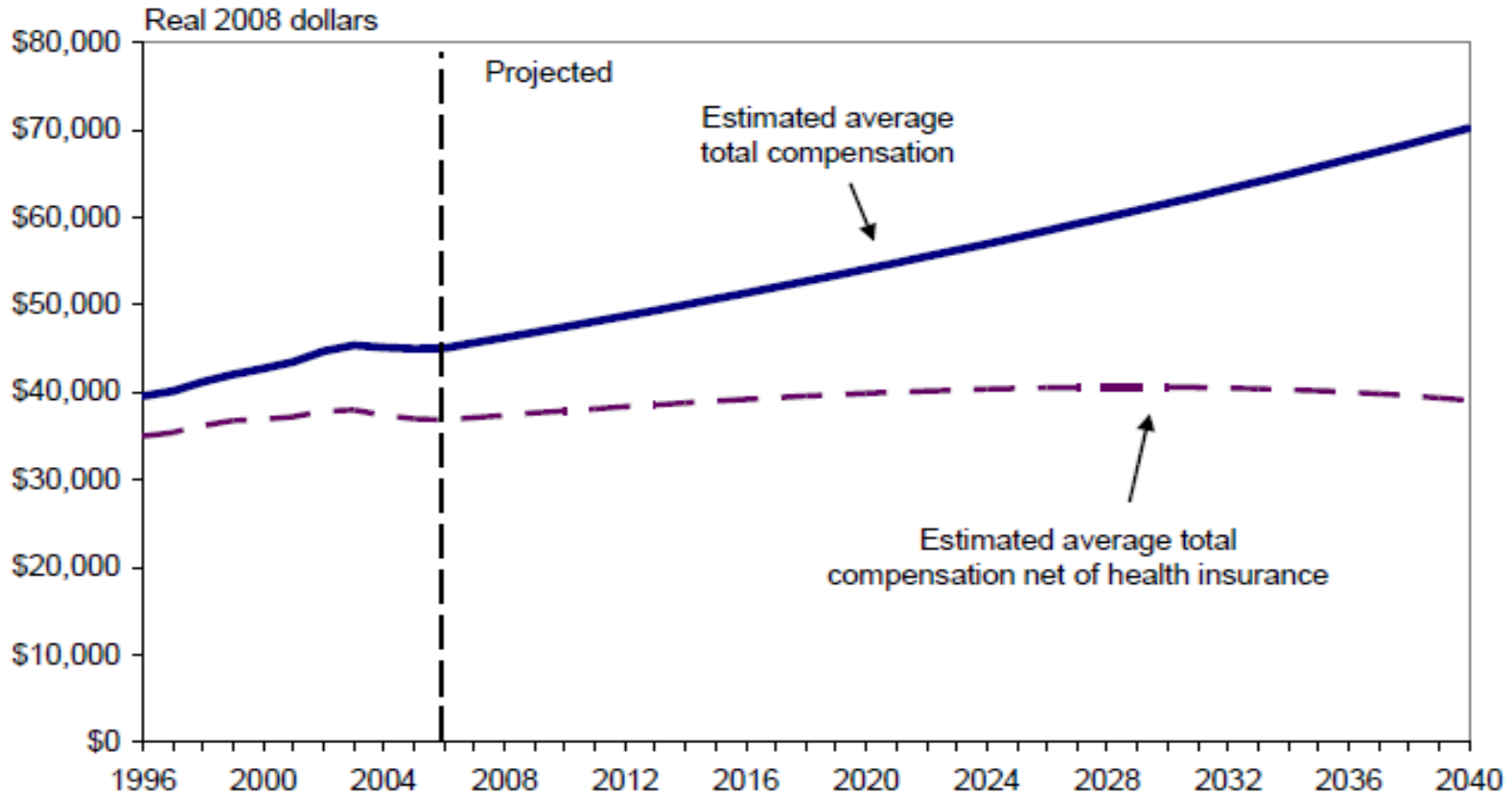
Premiums for Family Coverage in Missouri, 2000-2007

Premiums By Source of Payment	2000	2007	Dollar Change	Percent Change
Total Premium Spending per Worker (Employer and Worker Share)	\$6,731	\$11,852	\$5,121	76.1%
Share of Premium Paid by Employer	\$5,317	\$9,150	\$3,833	72.1%
Share of Premium Paid by Worker	\$1,414	\$2,702	\$1,289	91.2%

* Numbers do not add due to rounding

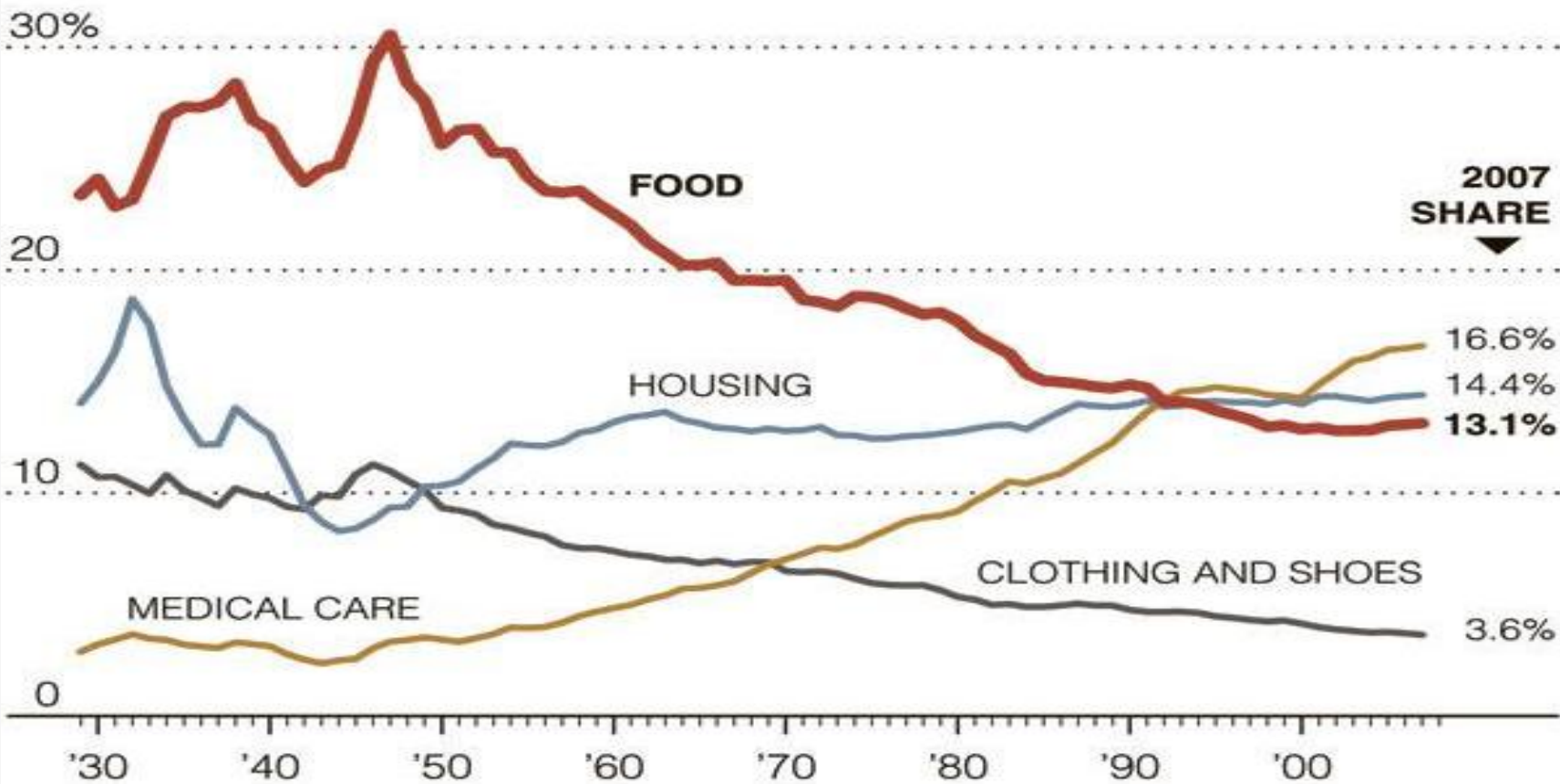
Source: Estimates prepared by Families USA based on Medical Expenditure Panel Survey (MEPS) data.

Projected Annual Compensation and Compensation Net Health Insurance



Source: CEA calculations.

SHARE OF DISPOSABLE PERSONAL INCOME SPENT ON:



Sources: Bureau of Economic Analysis;
Deloitte Center for Health Solutions Analysis

THE NEW YORK TIMES

Cost-Shifting

- \$42.9 billion in uncompensated care costs
 - Avg. family of four- tax burden of \$627 in 2008
- \$14.1 billion cost-shift to private insurance
- Average premium nationally-
 - \$1,100 family and \$410 individual annually
- In Missouri-
 - \$400 family and \$130 individual annually

Economic Impacts of Poor Health

- Absenteeism-
 - 69 million workers
 - 407 million lost days
 - \$48 billion lost economic output
- Presenteeism-
 - 55 million workers
 - 478 million lost days
 - \$27 billion lost productivity

Economic Impacts of Poor Health

- In Missouri-
 - 1,300 missed days (per yr. per 1,000 employed persons) due to asthma, diabetes, and hypertension
 - Economic loss of \$685 million per year
 - Economic loss between \$1.8 and \$3.7 billion

Health Coverage is Good for Business

- Fewer sick days and shorter illnesses
- Access to preventive services and care for chronic conditions
- Lower turnover rate, reduces hiring/training costs
- Wellness programs increase productivity
- Expanding coverage results in net economic well-being by ~\$100 billion/yr

Health Reform Legislation Process

- Committee Overview
- Legislative Process
- Key Components
- Current Status

Committee Overview: House



- Energy & Commerce Committee
 - Rep. Henry Waxman (D-Ca)
- Education & Labor Committee
 - Rep. George Miller (D-Ca)
- Ways & Means Committee
 - Rep. Charles Rangel (D-NY)

Committee Overview: Senate



- Finance Committee
 - Sen. Max Baucus (D-MT)
- Health Education, Labor and Pensions (HELP) Committee
 - Sen. Edward Kennedy (D-MA) / Sen. Chris Dodd (D-CT)

Committee Overview: Procedures

- Formal hearings
- Informal Meetings (“Walk-Through”)
- Drafting legislation
- CBO cost estimate
- Formal Meetings (“Mark-Ups”)
- Committee Report

Floor Procedure

- House
 - Reconciliation of Committee versions
 - Debate rule
 - Vote
- Senate
 - Debate
 - Vote

House-Senate Conference / Final Vote

- Resolve differences
- Formal and informal negotiations
- Conference report
- Bill passed on to House & Senate
- Bill approved and signed into law or veto

Coverage

- All individuals must have coverage
- Employers must offer qualified coverage
- Exchanges
- Expansion of public programs

Affordability

- Insurance market reforms
- Premium subsidies for individuals
- Premium subsidies for employers

Competition

- Health care exchanges
- Public plan option
- Cooperatives

Benefits

- Minimum benefits include
 - Preventive care
 - Hospitalization
 - Emergency services
 - Prescription drugs
 - Maternity care
 - Mental health and substance abuse

Benefits (cont)

- Benefits features:
 - No exclusion for pre-existing conditions
 - No cost sharing on preventive care
 - No annual or lifetime dollar limits on coverage
 - Coverage for dependents up to age 26

Financing

- Budget Neutral
- Approaches
 - Existing Programs (Medicare/Medicaid)
 - Within system revenue (e.g., play or pay)
 - Outside system (e.g., taxes)
- \$100 billion per year for 10 years (CBO)

Current Status

- Congress is in recess
- 3 separate legislative proposals
- Informal September 15th date